



Stocks staged a broad-based rally last week on investors' hopes for a lasting Middle East ceasefire, hitting fresh record highs along the way.

The Standard & Poor's 500 Index rose 3.44 percent, while the Nasdaq Composite Index added 4.25 percent. The Dow Jones Industrial Average advanced 3.82 percent. The MSCI EAFE Index, which tracks developed overseas stock markets, increased 3.04 percent.<sup>1,2</sup>

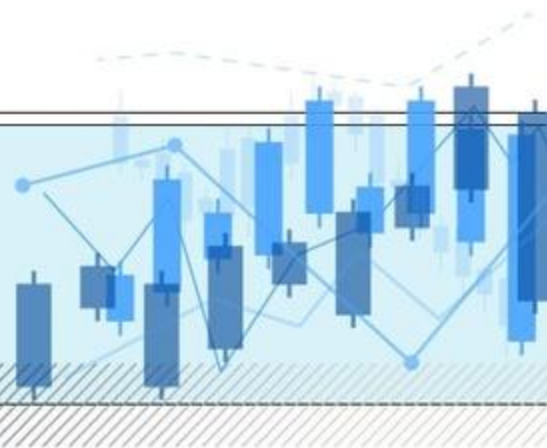
## **Stocks Push Higher**

Last week opened with a rally powered by news of a tamer-than-expected escalation of tensions in the Middle East. Stocks continued their rise after this week's ceasefire agreement, although Wall Street appeared concerned about whether the truce would remain in place.<sup>3,4</sup>

Sentiment brightened after the White House played down the approaching July 8 tariff deadlines. Solid corporate earnings, a still-strong labor market, and a recovery in artificial intelligence-related stocks provided some underlying strength to the rally.<sup>5</sup>

As the week wrapped up, the S&P 500 hit its first new high since February—it marked the fastest-ever recovery from a 15-percent decline for the broad-market index. The tech-heavy Nasdaq Composite also closed at an all-time high.<sup>6,7</sup>

# MARKET INSIGHTS

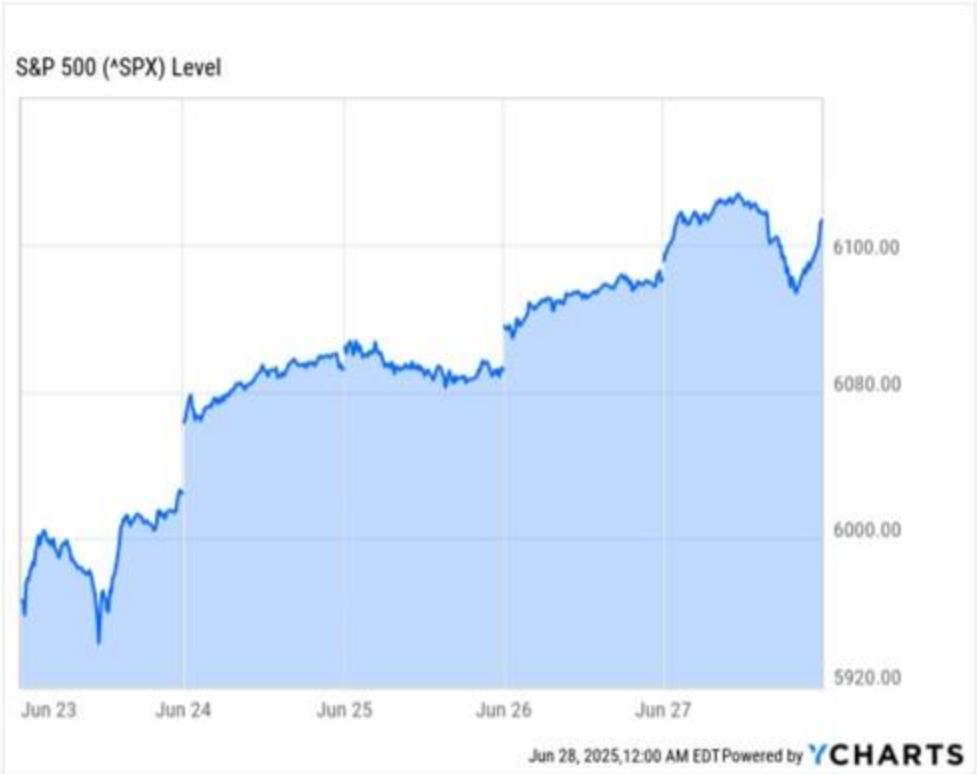


## Weekly Market Insights (WMI)

### Major Index Return Summary

Name	1M TR	YTD TR	1Y TR	5Yr TR
Nasdaq Composite	5.67%	5.34%	14.32%	115.8%
S&P 500	4.37%	5.65%	14.11%	121.3%
Dow Jones Industrial Average	3.68%	3.89%	13.87%	93.32%
MSCI EAFE	2.13%	19.87%	18.32%	74.17%

### S&P 500 Daily Close



### 10-Year Note Review

Indicator Name	Latest Value	1M Ago	1M Change
Date		3M Ago	3M Change

Source: YCharts.com, June 28, 2025. Weekly performance is measured from Monday, June 23, to Friday, June 27. TR = total return for the index, which includes any dividends as well as any other cash distributions during the period. Treasury note yield is expressed in basis points.

## Economic Data Helped, Too

While trade and Middle East updates powered most of the markets' rise last week, a few economic bits of news also contributed to the week-long rally. For example, consumer sentiment climbed 16 percent in May—its first increase in six months.<sup>8,9</sup>

“The improvement was broadbased across numerous facets of the economy, with expectations for personal finances and business conditions climbing about 20% or more,” the University of Michigan said in a statement.

## This Week: Key Economic Data

**Monday:** Fed Officials Raphael Bostic and Austan Goolsbee speak.

**Tuesday:** Fed Chair Jerome Powell speaks. ISM Manufacturing Index. Construction Spending. Job Openings.

**Wednesday:** Motor Vehicle Sales. ADP Employment Report.

**Thursday:** U.S. Employment Report. International Trade in Goods & Services. Fed Official Raphael Bostic speaks. Factory Orders. ISM Services Index. 10-Year Treasury Note Announcement. Federal Balance Sheet.

**Friday:** MARKET HOLIDAY

Source: Investors Business Daily - Econoday economic calendar; June 27, 2025

The Econoday economic calendar lists upcoming U.S. economic data releases (including key economic indicators), Federal Reserve policy meetings, and speaking engagements of Federal Reserve officials. The content is developed from sources believed to be providing accurate information. The forecasts or forward-looking statements are based on assumptions and may not materialize. The forecasts also are subject to revision.

## This Week: Companies Reporting Earnings

**Tuesday:** Constellation Brands Inc. (STZ)

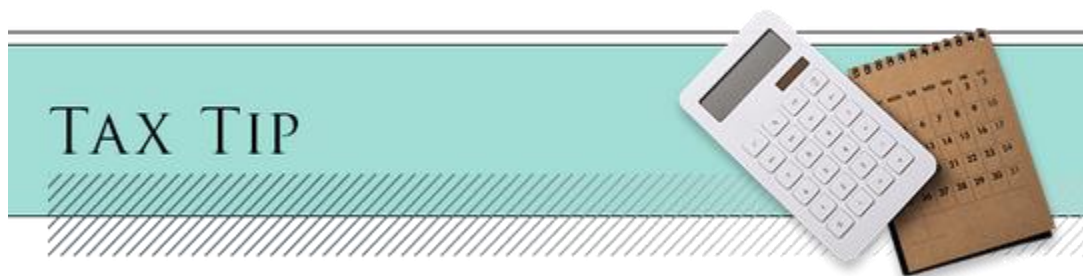
Source: Zacks, June 27, 2025. Companies mentioned are for informational purposes only. It should not be considered a solicitation for the purchase or sale of the securities. Investing involves risks, and investment decisions should be based on your own goals, time horizon, and tolerance for risk. The return and principal value of investments will fluctuate as market conditions change. When sold, investments may be worth more or less than their original cost.

Companies may reschedule when they report earnings without notice.



*"There is nothing in a caterpillar that tells you it's going to be a butterfly."*

**- Buckminster Fuller**



## **How to Find Tax Help in Other Languages**

The IRS currently translates important and helpful tax information using seven languages, including:

- Spanish
- Chinese (Traditional)
- Chinese (Simplified)
- Korean
- Russian
- Vietnamese
- Haitian Creole

Some multilingual resources include The Taxpayer Bill of Rights, important filing information, e-file resources, forms and publications, and the IRS2Go mobile app.

To access information in these languages, taxpayers can click on the English dropdown tab in the top menu on the IRS.gov home page. The dropdown will list the other languages where taxpayers can view IRS.gov pages. In addition, the IRS offers interpreter services in more than 350 languages.

This information is not a substitute for individualized tax advice. Please discuss your specific tax issues with a qualified tax professional.

Tip adapted from IRS<sup>10</sup>



## What is Pickleball?

Pickleball has taken the world by storm, and for a good reason! The game is easy to play, great exercise, and you can play at many levels.

Pickleball combines tennis, ping pong, and badminton elements to create an addictive and fun sport. To play, you hit a Wiffle ball (a plastic ball with holes) with a paddle on a badminton-sized court. Pickleball has some unique rules, but it offers simple gameplay and is deeply enjoyable overall.

If you want to start playing pickleball, check out your local parks and tennis courts! Increasingly, areas offer open play, rec leagues, and lessons for players of all levels.

Tip adapted from USA Pickleball<sup>11</sup>



It can be told, played, and cracked, and it can even be practical. What is it?

*Last Week's Riddle: What do the words civic and level have in common?*

*Answer: They are both palindromes.*







Osaka, Japan

## Footnotes and Sources

1. WSJ.com, June 27, 2025

2. Investing.com, June 27, 2025

3. CNBC.com, June 23, 2025

4. CNBC.com, June 24, 2025

5. WSJ.com, June 18, 2025

6. WSJ.com, June 27, 2025

7. WSJ.com, June 27, 2025



8. WSJ.com, June 24, 2025

9. UMich.edu, June 27, 2025

10. IRS.gov, November 18, 2024

11. USA Pickleball, December 12, 2024



## Rhonda T Heineman

[rhonda@heinemanfinancial.com](mailto:rhonda@heinemanfinancial.com)  
[402-505-9333](tel:402-505-9333)

Heineman Financial Strategies  
Financial Advisor

<http://heinemanfinancial.com>

Investing involves risks, and investment decisions should be based on your own goals, time horizon, and tolerance for risk. The return and principal value of investments will fluctuate as market conditions change. When sold, investments may be worth more or less than their original cost.

The forecasts or forward-looking statements are based on assumptions, may not materialize, and are subject to revision without notice.

The market indexes discussed are unmanaged, and generally, considered representative of their respective markets. Index performance is not indicative of the past performance of a particular investment. Indexes do not incur management fees, costs, and expenses. Individuals cannot directly invest in unmanaged indexes. Past performance does not guarantee future results.

The Dow Jones Industrial Average is an unmanaged index that is generally considered representative of large-capitalization companies on the U.S. stock market. The Nasdaq Composite is an index of the common stocks and similar securities listed on the Nasdaq stock market and considered a broad indicator of the performance of stocks of technology and growth companies. The MSCI EAFE Index was created by Morgan Stanley Capital International (MSCI) and serves as a benchmark of the performance of major international equity markets, as represented by 21 major MSCI indexes from Europe, Australia, and Southeast Asia. The S&P 500 Composite Index is an unmanaged group of securities that are considered to be representative of the stock market in general.

U.S. Treasury Notes are guaranteed by the federal government as to the timely payment of principal and interest. However, if you sell a Treasury Note prior to maturity, it may be worth more or less than the original price paid. Fixed income investments are subject to various risks including changes in interest rates, credit quality, inflation risk, market valuations, prepayments, corporate events, tax ramifications and other factors.

International investments carry additional risks, which include differences in financial reporting standards, currency exchange rates, political risks unique to a specific country, foreign taxes and regulations, and the potential for illiquid markets. These factors may result in greater share price volatility.

Please consult your financial professional for additional information.

This content is developed from sources believed to be providing accurate information. The information in this material is not intended as tax or legal advice. Please consult legal or tax professionals for specific information regarding your individual situation. This material was developed and produced by FMG Suite to provide information on a topic that may be of interest. FMG is not affiliated with the named representative, financial professional, Registered Investment Advisor, Broker-Dealer, nor state- or SEC-registered investment advisory firm.

The opinions expressed and material provided are for general information, and they should not be considered a solicitation for the purchase or sale of any security.

Copyright 2025 FMG Suite.

**Rhonda Heineman, CFP®, CFS®**

Financial Advisor | Certified Financial Planner™ practice

**Advisor/Fee Based Accounts - 401(k) Rollovers - IRA's - Investments - Insurance - Estate Planning - Financial Plans**

Heineman Financial Strategies, 11204 Davenport St, Ste 204, Omaha NE 68154

Office: 402.505.9333, Fax: 402.505.9334

**Please note that if I am unavailable, Danette Samson can be reached at (402) 505-9333 or [danette@heinemanfinancial.com](mailto:danette@heinemanfinancial.com)**

Securities offered through Registered Representatives of Cambridge Investment Research, Inc., a broker-dealer member FINRA/SIPC. Advisory services through Cambridge Investment Research Advisors, Inc., a Registered Investment Adviser. Cambridge and Heineman Financial Strategies are not affiliated.

The information in this email is confidential and is intended solely for the addressee. If you are not the intended addressee and have received this email in error, please reply to the sender to inform them of this fact.

**We cannot accept trade orders through email. Important letters, email, or fax messages should be confirmed by calling 402-505-9333.** This email service may not be monitored every day, or after normal business hours. This message distributed via use of the FMG system.

This informational email is an advertisement and you may opt out of receiving future emails. To opt out, please click the "Unsubscribe" link below.

This message was sent by  
Heineman Financial Strategies  
402-505-9333  
11204 Davenport St  
Suite 204  
Omaha, NE 68154

[Unsubscribe](#)