

Stocks were mixed last week as investors fretted over hot inflation reports, which offset the move in chipmaker stocks.

The Standard & Poor's 500 Index rose 0.13 percent, while the Nasdaq Composite Index edged down 0.08 percent. The Dow Jones Industrial Average lost 0.17 percent. The MSCI EAFE Index, which tracks developed overseas stock markets, declined 1.77 percent.^{1,2}

Volatile Week

Stocks ticked up to start the week, helping the S&P 500 close above 7400 for the first time. The Nasdaq also closed at a new high as chipmaker stocks continued to lead the tech sector.³

Markets opened lower on Tuesday after the Consumer Price Index (CPI) report came in hotter than expected. Stocks pared the losses by the close, with the Dow Industrials managing to notch a slight gain.⁴

The rally continued, with the S&P and Nasdaq hitting new intraday and closing records over the next two trading days. On Thursday, a strong Q1 report from a megacap tech company helped pace gains while investors kept one eye on the ongoing U.S.-China meetings. The S&P 500 closed over 7,500 for the first time, while the Dow reclaimed the 50,000 level.^{5,6}

Stocks were under pressure from the opening bell on Friday. Treasury yields rose as the three-day summit between U.S. and Chinese leaders came to a close. Investors seemed disappointed that there were no major agreements in the Middle East conflict.⁷



YCHARTS

Weekly Market Insights (WMI)

Major Index Return Summary

Name	1M TR	YTD TR	1Y TR	5Y TR
Nasdaq Composite	12.71%	14.83%	39.98%	105.7%
S&P 500	7.74%	10.04%	28.87%	93.19%
Dow Jones Industrial Average	3.22%	4.71%	21.08%	60.12%
MSCI EAFE	0.26%	7.91%	24.37%	56.77%

S&P 500 Daily Close



10-Year Note Review

Indicator Name	Latest Value	1M Ago	1M Change
10 Year Treasury Rate	4.59%	4.20%	6.89% ▲
05/15/26		4.04%	13.61% ▲
		4.45%	3.15% ▲

Source: YCharts.com, May 16, 2026. Weekly performance is measured from Monday, May 11, to Friday, May 15. TR = total return for the index, which includes any dividends as well as any other cash distributions during the period. Treasury note yield is expressed in basis points.

Inflation In Focus

Both retail and wholesale inflation rose faster than expected in April, heavily influenced by higher energy prices.

The CPI increased 3.8 percent year over year in April, up from 3.3 percent in March. Fuel oil alone climbed 54 percent year over year, while gasoline jumped 28 percent. In fact, over 40 percent of the 0.6 percent month-over-month gain was driven by energy inflation.⁸

Inflation also showed up in wholesale prices. The Producer Price Index rose 6 percent over the prior 12 months in April, also a 3-year high. Month over month, PPI rose 1.4 percent (a 4-year high) versus the 0.5 percent increase expected.⁹

This Week: Key Economic Data

Tuesday: Pending Home Sales. Philadelphia Fed President Anna Paulson speaks.

Wednesday: Minutes from Fed's May FOMC Meeting.

Thursday: Weekly Jobless Claims. Housing Starts. Building Permits. Purchasing Managers Index—Services. Purchasing Managers Index—Manufacturing.

Friday: Consumer Sentiment. Leading Economic Indicators.

Source: Investors Business Daily - Econoday economic calendar; May 15, 2026. The Econoday economic calendar lists upcoming U.S. economic data releases (including key economic indicators), Federal Reserve policy meetings, and speaking engagements of Federal Reserve officials. The content is developed from sources believed to provide accurate information. The forecasts or forward-looking statements are based on assumptions and may not materialize. The forecasts are also subject to revision.

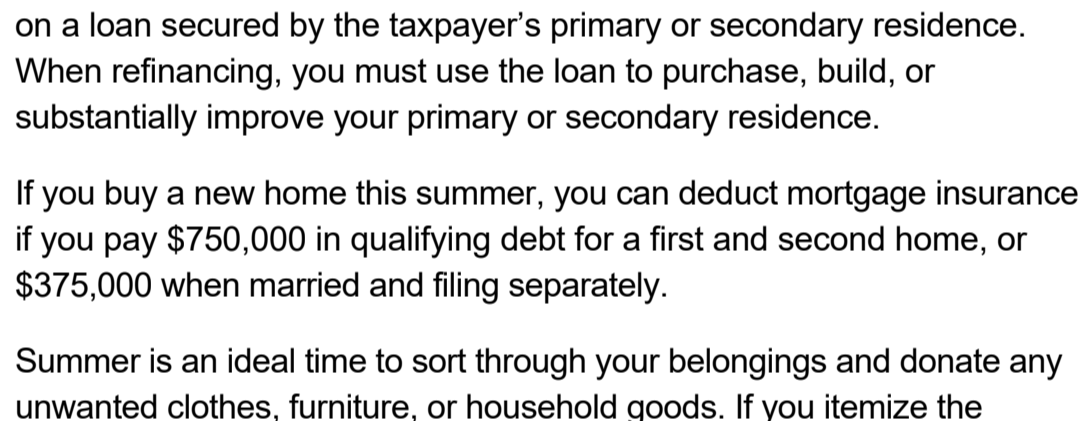
This Week: Companies Reporting Earnings

Tuesday: The Home Depot, Inc. (HD)

Wednesday: NVIDIA Corporation (NVDA), Analog Devices, Inc. (ADI), The TJX Companies, Inc. (TJX), Lowe's Companies, Inc. (LOW), Intuit Inc. (INTU)

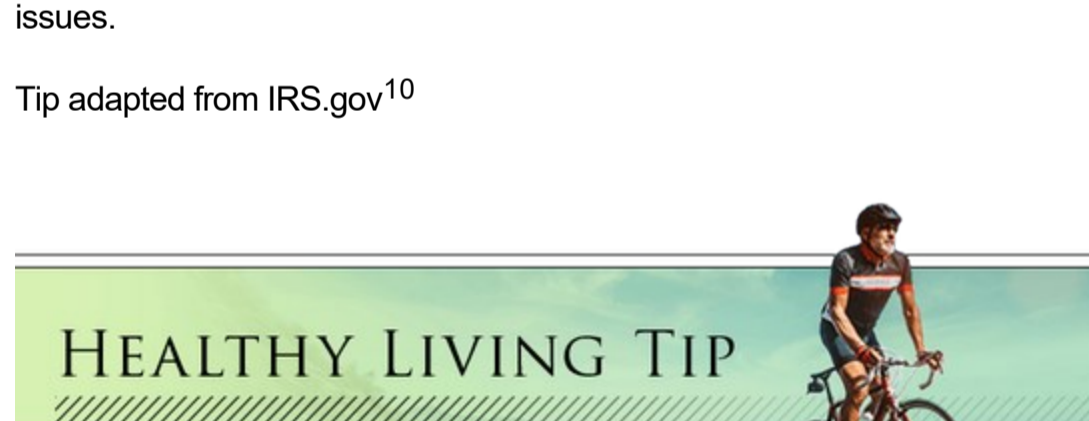
Thursday: Walmart Inc. (WMT), Deere & Company (DE)

Source: Zacks, May 15, 2026. Companies mentioned are for informational purposes only. It should not be considered a solicitation for the purchase or sale of the securities. Investing involves risks, and investment decisions should be based on your goals, time horizon, and risk tolerance. The return and principal value of investments will fluctuate as market conditions change. When sold, investments may be worth more or less than their original cost. Companies may reschedule their earnings reports without notice.



"One does not fall "in" or "out" of love. One grows in love."

– Leo Buscaglia



Your Plans This Summer May Be Eligible for Itemized Deductions

These activities can be itemized as deductions if you have plans to sell or buy a home this summer or to donate some old items. Here are some examples:

If you are refinancing your home this summer, you can deduct some of your mortgage interest. However, there are some limits to these deductions. According to the IRS, the deduction is limited to interest paid on a loan secured by the taxpayer's primary or secondary residence. When refinancing, you must use the loan to purchase, build, or substantially improve your primary or secondary residence.


If you buy a new home this summer, you can deduct mortgage insurance if you pay \$750,000 in qualifying debt for a first and second home, or \$375,000 when married and filing separately.

Summer is an ideal time to sort through your belongings and donate any unwanted clothes, furniture, or household goods. If you itemize the deductions and provide proof of the donations, these donations may qualify for a tax deduction.

In addition to donating items, you can deduct mileage on your vehicle for services performed for a qualifying charity.

This information is not a substitute for individualized tax advice. Please consult with a qualified tax professional to discuss your specific tax issues.

Tip adapted from IRS.gov¹⁰

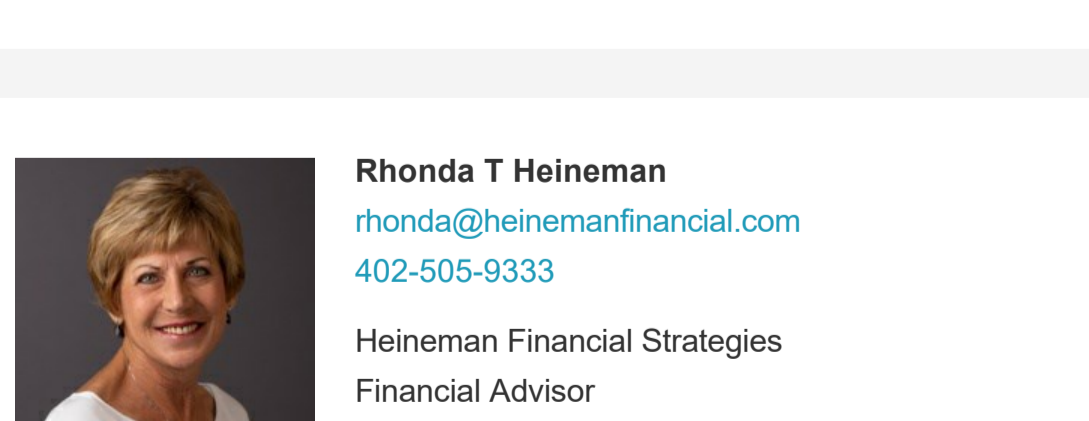


Zero-Waste Skincare: Fight Back Against Plastic

Single-use bathroom products, including shampoo, conditioner, and body wash, contribute to the tons of plastic we dispose of daily. These bottles are frequently difficult or impossible to recycle.

Next time you shop for a beauty product, consider choosing a zero-waste option. These options use biodegradable packaging to reduce landfill trash as much as possible. The idea is not to live like a "sustainability saint" but instead to do a small part to promote the future of our planet.

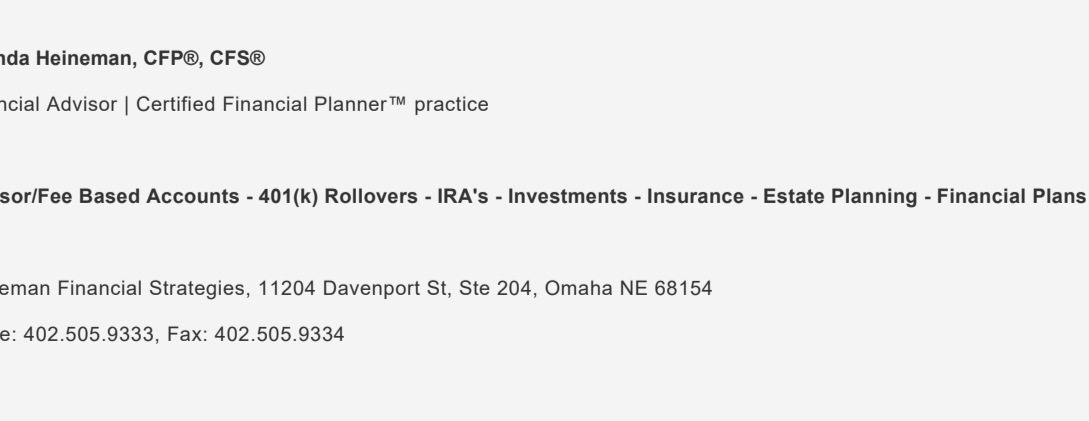
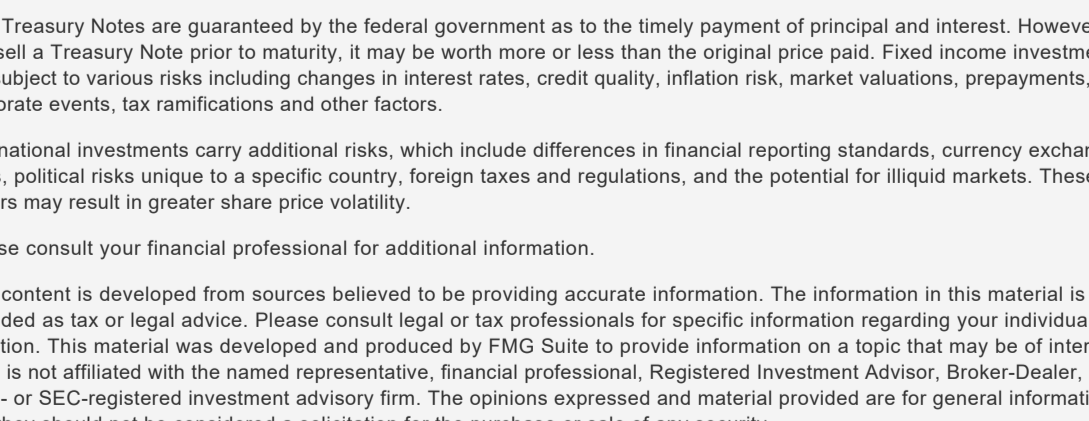
Tip adapted from Sustainable Jungle¹¹



Wilbert was driving a black car. The car's lights were off, there was no moonlight – and a cat was in the middle of the road. How did Wilbert know to stop?

Last Week's Riddle: They have wings. As they grow up, they also grow down. What are they?

Answer: Geese.




Lontra Canadensis (North American river otters)

Florida, United States

Footnotes And Sources

1. WSJ.com, May 15, 2026
2. Investing.com, May 15, 2026
3. CNBC.com, May 11, 2026
4. WSJ.com, May 12, 2026
5. CNBC.com, May 13, 2026
6. CNBC.com, May 14, 2026
7. CNBC.com, May 15, 2026
8. WSJ.com, May 12, 2026
9. CNBC.com, May 13, 2026
10. IRS.gov, November 3, 2025
11. Sustainable Jungle, November 18, 2025



Rhonda T Heineman
rhonda@heinemanfinancial.com
 402-505-9333

Heineman Financial Strategies
 Financial Advisor
<http://heinemanfinancial.com>

Investing involves risks, and investment decisions should be based on your own goals, time horizon, and tolerance for risk. The return and principal value of investments will fluctuate as market conditions change. When sold, investments may be worth more or less than their original cost.

The forecasts or forward-looking statements are based on assumptions, may not materialize, and are subject to revision without notice.

The market indexes discussed are unmanaged, and generally, considered representative of their respective markets. Index performance is not indicative of the past performance of a particular investment. Indexes do not incur management fees, costs, and expenses. Individuals cannot directly invest in unmanaged indexes. Past performance does not guarantee future results.

The Dow Jones Industrial Average is an unmanaged index that is generally considered representative of large-capitalization companies on the U.S. stock market. The Nasdaq Composite is an index of the common stocks and similar securities listed on the Nasdaq stock market and considered a broad indicator of the performance of stocks of technology and growth companies. The MSCI EAFE Index was created by Morgan Stanley Capital International (MSCI) and serves as a benchmark of the performance of major international equity markets, as represented by 21 major MSCI indexes from Europe, Australia, and Southeast Asia. The S&P 500 Composite Index is an unmanaged group of securities that are considered to be representative of the stock market in general.

U.S. Treasury Notes are guaranteed by the federal government as to the timely payment of principal and interest. However, if you sell a Treasury Note prior to maturity, it may be worth more or less than the original price paid. Fixed income investments are subject to various risks including changes in interest rates, credit quality, inflation risk, market valuations, prepayments, corporate events, tax ramifications and other factors.

International investments carry additional risks, which include differences in financial reporting standards, currency exchange rates, political risks unique to a specific country, foreign taxes and regulations, and the potential for illiquid markets. These factors may result in greater share price volatility.

Please consult your financial professional for additional information.

This content is developed from sources believed to be providing accurate information. The information in this material is not intended as tax or legal advice. Please consult legal or tax professionals for specific information regarding your individual situation. This material was developed and produced by FMG Suite to provide information on a topic that may be of interest. FMG is not affiliated with the named representative, financial professional, Registered Investment Advisor, Broker-Dealer, nor state or SEC-registered investment advisory firm. The opinions expressed and material provided are for general information, and they should not be considered a solicitation for the purchase or sale of any security.

Copyright 2026 FMG Suite.

Rhonda Heineman, CFP®, CFS®

Financial Advisor | Certified Financial Planner™ practice

Advisor/Fee Based Accounts - 401(k) Rollovers - IRA's - Investments - Insurance - Estate Planning - Financial Plans

Heineman Financial Strategies, 11204 Davenport St, Ste 204, Omaha NE 68154

Office: 402.505.9333, Fax: 402.505.9334

Dispute note that if I am unavailable, Danette Samson can be reached at (402) 505-9333 or danette@heinemanfinancial.com

Securities offered through Registered Representatives of Cambridge Investment Research, Inc., a broker-dealer member FINRA/SIPC. Advisory services through Cambridge Investment Research Advisors, Inc., a Registered Investment Advisor. Heineman Financial Strategies is not affiliated.

The information in this email is confidential and is intended solely for the addressee. If you are not the intended addressee and have received this email in error, please reply to the sender to inform them of this fact.

We cannot accept trade orders through email. Important letters, email, or fax messages should be confirmed by calling 402-505-9333. This email service may not be monitored every day, or after normal business hours. This message distributed via use of the FMG system.

This informational email is an advertisement and you may opt out of receiving future emails. To opt out, please click the "unsubscribe" link below.

This message was sent by
 Heineman Financial Strategies
 402-505-9333
 11204 Davenport St
 Suite 204
 Omaha, NE 68154

[Unsubscribe](#)