

Stocks moved higher last week as inflation jitters gave way to investor enthusiasm over Middle East diplomatic efforts and the largest-ever initial public offering (IPO).

The Standard & Poor's 500 Index rose 0.65 percent, while the Nasdaq Composite Index advanced 0.70 percent. The Dow Jones Industrial Average gained 0.66 percent. The MSCI EAFE Index, which tracks developed overseas stock markets, added 0.92 percent.^{1,2}

War, Peace & Space

Stocks were mixed on the first day of the week. Chip stocks led advances by the S&P 500 and Nasdaq, while the Dow Industrials sagged.³

The script flipped in the next session, as the chip stock fizzled despite a drop in oil prices. The S&P and Nasdaq slipped, while the Dow Industrials gained. Materials and consumer discretionary and real estate sectors led, with the latter rising on better-than-expected existing home sales.⁴

Stocks fell broadly midweek as investors reacted to the May CPI report, which showed year-over-year consumer inflation ticked up to 4.2 percent.⁵

But then sentiment turned positive again on Thursday after the White House gave an update on its ongoing diplomatic efforts in the Middle East.⁶

The week wrapped on a positive note, as the largest IPO appeared to boost investor enthusiasm, particularly for AI, and there were more updates on the Middle East.⁷



YCHARTS

Weekly Market Insights (WMI)

Major Index Return Summary

Name	1M TR	YTD TR	1Y TR	5Y TR
Dow Jones Industrial Average	2.56%	6.62%	20.63%	62.24%
S&P 500	-0.12%	8.60%	24.28%	87.13%
MSCI EAFE	-1.05%	6.88%	18.63%	50.12%
Nasdaq Composite	-1.69%	11.36%	32.39%	90.31%

S&P 500 Daily Close



10-Year Note Review

Indicator Name	Latest Value	1M Ago	1M Change
Date		3M Ago	3M Change
		1Y Ago	1Y Change
10 Year Treasury Rate	4.45%	4.42%	0.68% ▲
06/11/26		4.21%	5.70% ▲
		4.41%	0.91% ▲

Source: YCharts.com, June 13, 2026. Weekly performance is measured from Monday, June 8 to Friday, June 12. TR = total return for the index, which includes any dividends as well as any other cash distributions during the period. Treasury note yield is expressed in basis points.

Inflation Update

While year-over-year inflation rose to a 3-year high due to higher energy prices, Wall Street found some silver linings in the May report.

First, investors saw this coming. The 4.2 percent "headline" inflation matched market expectations, so the news was welcomed. Second, core inflation rose 2.9 percent over the prior 12 months, in line with forecasts.

Third, month-over-month CPI cooled slightly, giving investors hope that energy prices may have peaked.⁸

This Week: Key Economic Data

Monday: Industrial Production. Capacity Utilization.

Tuesday: Import Prices. Housing Starts. Building Permits.

Wednesday: Retail Sales. Building Home Sales. Home Builder Confidence Index. Business Inventories. FOMC Interest Rate Decision. Fed Chair Warsh Press Conference.

Thursday: Weekly Jobless Claims.

Friday: The Stock Market will be closed for the Juneteenth Holiday.

Source: Investors Business Daily - Econoday economic calendar; June 12, 2026. The Econoday economic calendar lists upcoming U.S. economic data releases (including key economic indicators), Federal Reserve policy meetings, and speaking engagements of Federal Reserve officials. The content is developed from sources believed to provide accurate information. The forecasts or forward-looking statements are based on assumptions and may not materialize. The forecasts are also subject to revision.

This Week: Companies Reporting Earnings

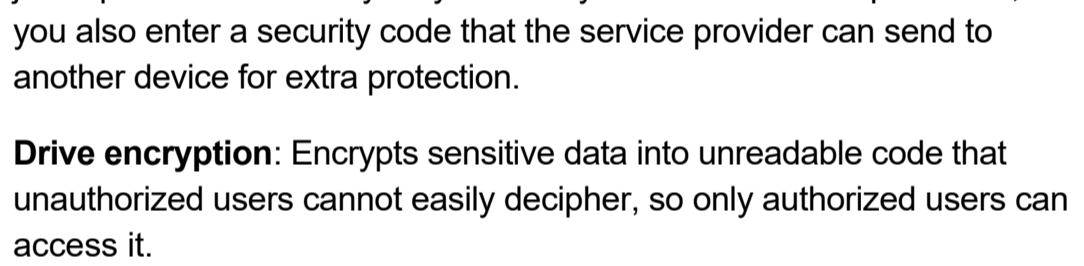
Thursday: Accenture (ACN)

Source: Zacks, June 12, 2026. Companies mentioned are for informational purposes only. It should not be considered a solicitation for the purchase or sale of the securities. Investing involves risks, and investment decisions should be based on your goals, time horizon, and risk tolerance. The return and principal value of investments will fluctuate as market conditions change. When sold, investments may be worth more or less than their original cost. Companies may reschedule their earnings reports without notice.



"We are what we repeatedly do. Excellence, then, is not an act, but a habit."

– Aristotle



Protect Your Tax Data

The Internal Revenue Service (IRS) shared guidelines for tax pros to protect taxpayer data, but these principles are sound for everyone to follow.

Antivirus software: This software scans computer files for malicious software (malware) on the device. Antivirus vendors find new issues and update malware daily. Always install the latest software updates on your computer.

Two-factor authentication: This adds an extra layer of protection beyond just a password. Not only do you enter your username and password, but you also enter a security code that the service provider can send to another device for extra protection.

Drive encryption: Encrypts sensitive data into unreadable code that unauthorized users cannot easily decipher, so only authorized users can access it.

This information is not a substitute for individualized tax advice. Please consult with a qualified tax professional to discuss your specific tax issues.

Tip adapted from IRS.gov⁹




Skincare Tips

The first and most important tip is always to wear sunscreen, even if you spend little time in the sun. Some skincare products, including makeup, contain sunscreen, but you should also consider using a moisturizer with at least SPF 30 for extra protection.

Another tip is to lighten up your skincare routine. If you're spending time outside exerting yourself, you might not need as much makeup or products as you do for indoor activities.

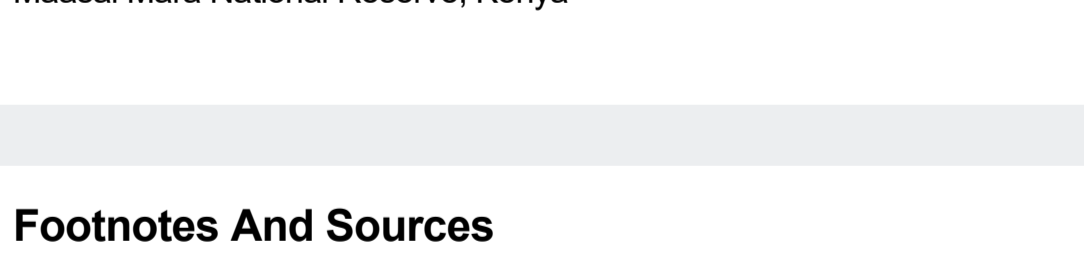

Tip adapted from Allure¹⁰



Your mother's brother's only brother-in-law is taking a picture of you. How is he more closely related to you?

Last Week's Riddle: On a certain day, two fathers and two sons went fishing, and each one of them caught one fish. Why did they return home with just three fish?

Answer: Because it was a grandfather, a father, and a son who went fishing.

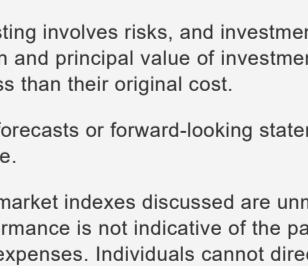


A tower of giraffes (*Giraffa camelopardalis camelopardalis*)

Maasai Mara National Reserve, Kenya

Footnotes And Sources

1. WSJ.com, June 12, 2026
2. Investing.com, June 12, 2026
3. CNBC.com, June 8, 2026
4. CNBC.com, June 9, 2026
5. WSJ.com, June 10, 2026
6. CNBC.com, June 11, 2026
7. CNBC.com, June 12, 2026
8. WSJ.com, June 10, 2026
9. IRS.gov, December 4, 2025
10. Allure.com, February 23, 2026



Rhonda T Heineman
rhonda@heinemanfinancial.com
402-505-9333
Heineman Financial Strategies
Financial Advisor
<http://heinemanfinancial.com>

Investing involves risks, and investment decisions should be based on your own goals, time horizon, and tolerance for risk. The return and principal value of investments will fluctuate as market conditions change. When sold, investments may be worth more or less than their original cost.

The forecasts or forward-looking statements are based on assumptions, may not materialize, and are subject to revision without notice.

The market indexes discussed are unmanaged, and generally, considered representative of their respective markets. Index performance is not indicative of the past performance of a particular investment. Indexes do not incur management fees, costs, and expenses. Individuals cannot directly invest in unmanaged indexes. Past performance does not guarantee future results.

The Dow Jones Industrial Average is an unmanaged index that is generally considered representative of large-capitalization companies on the U.S. stock market. The Nasdaq Composite is an index of the common stocks and similar securities listed on the Nasdaq stock market and considered a broad indicator of the performance of stocks of technology and growth companies. The MSCI EAFE Index was created by Morgan Stanley Capital International (MSCI) and serves as a benchmark of the performance of major international equity markets, as represented by 21 major MSCI indexes from Europe, Australia, and Southeast Asia. The S&P 500 Composite Index is an unmanaged group of securities that are considered to be representative of the stock market in general.

U.S. Treasury Notes are guaranteed by the federal government as to the timely payment of principal and interest. However, if you sell a Treasury Note prior to maturity, it may be worth more or less than the original price paid. Fixed income investments are subject to various risks including changes in interest rates, credit quality, inflation risk, market valuations, prepayments, corporate events, tax ramifications and other factors.

International investments carry additional risks, which include differences in financial reporting standards, currency exchange rates, political risks unique to a specific country, foreign taxes and regulations, and the potential for illiquid markets. These factors may result in greater share price volatility.

Please consult your financial professional for additional information.

This content is developed from sources believed to be providing accurate information. The information in this material is not intended as tax or legal advice. Please consult legal or tax professionals for specific information regarding your individual situation. This material was developed and produced by FMG Suite to provide information on a topic that may be of interest. FMG is not affiliated with the named representative, financial professional, Registered Investment Advisor, Broker-Dealer, nor state- or SEC-registered investment advisory firm. The opinions expressed and material provided are for general information, and they should not be considered a solicitation for the purchase or sale of any security.

Copyright 2026 FMG Suite.

Rhonda Heineman, CFP®, CFS®
Heineman Financial Strategies | Certified Financial Planner™ practice

Advisor/Fee Based Accounts - 401(k) Rollovers - IRA's - Investments - Insurance - Estate Planning - Financial Plans

Heineman Financial Strategies, 11204 Davenport St, Ste 204, Omaha NE 68154

Office: 402.505.9333, Fax: 402.505.9334

Please note that if I am unavailable, Danette Samson can be reached at (402) 505-9333 or danette@heinemanfinancial.com

Securities offered through Registered Representatives of Cambridge Investment Research, Inc., a broker-dealer member FINRA/SIPC. Advisory services through Cambridge Investment Research Advisors, Inc., a Registered Investment Advisor. Cambridge Investment Research Advisors, Inc. is not affiliated with Heineman Financial Strategies or is not affiliated.

The information in this email is confidential and is intended solely for the addressee. If you are not the intended addressee and have received this email in error, please reply to the sender to inform them of this fact.

We cannot accept trade orders through email. Important letters, or, or fax messages should be confirmed by calling 402-505-9333. This email service may not be monitored every day, or after normal business hours. This message distributed via use of the FMG system.

This informational email is an advertisement and you may opt out of receiving future emails. To opt out, broken click the "unsubscribe" link below.

This message was sent by
Heineman Financial Strategies
402-505-9333
11204 Davenport St
Suite 204
Omaha, NE 68154

Unsubscribe