

The post-Memorial Day holiday trading week was short but potent as stocks delivered more record gains while confidence grew that a peace deal would materialize.

The Standard & Poor's 500 Index advanced 1.43 percent, while the Nasdaq Composite Index gained 2.39 percent. The Dow Jones Industrial Average climbed 0.90 percent. The MSCI EAFE Index, which tracks developed overseas stock markets, rose 0.99 percent.^{1,2}

Ninth Straight For S&P

Stocks got off to a good start as the chipmaker-led rally continued to support the broader market, while the White House reported diplomatic progress on a Middle East peace deal.³

Leadership shifted a bit midweek, with the Dow rising modestly to a new record close as oil prices fell.⁴

The S&P and Nasdaq opened higher Thursday on upbeat economic news. Both posted solid gains, while the Dow Industrials went sideways.⁵

Stocks wrapped up the week and the month on positive notes. Sliding oil prices and technology gains helped push all three averages to record intraday and closing highs, including the Dow cracking the 51,000 mark for the first time.⁶



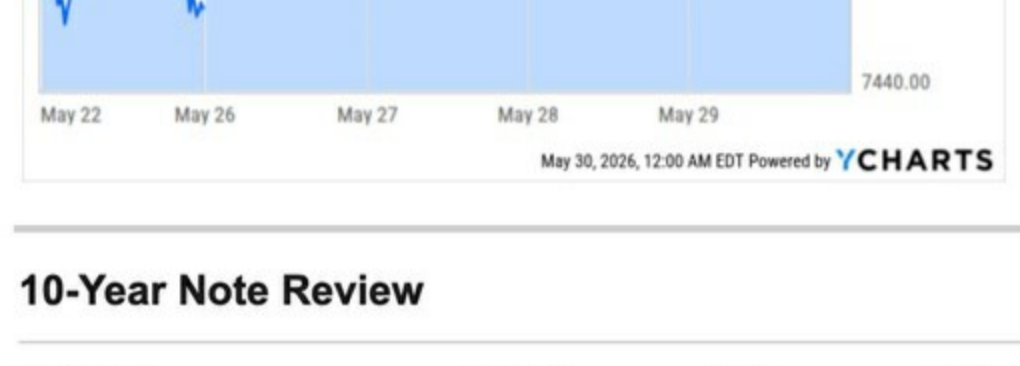
YCHARTS

Weekly Market Insights (WMI)

Major Index Return Summary

Name	1M TR	YTD TR	1Y TR	5Y TR
Nasdaq Composite	9.21%	16.09%	41.79%	103.1%
S&P 500	6.07%	11.02%	30.02%	93.36%
MSCI EAFE	3.34%	8.89%	23.29%	54.58%
Dow Jones Industrial Average	3.26%	6.10%	22.39%	61.29%

S&P 500 Daily Close



10-Year Note Review

Indicator Name	Latest Value	1M Ago	3M Ago	1Y Ago	1M Change	3M Change	1Y Change
10 Year Treasury Rate	4.45%	4.42%	3.97%	4.43%	0.68% ▲	12.09% ▲	0.45% ▲

Source: YCharts.com, May 30, 2026. Weekly performance is measured from Friday, May 22 to Friday, May 29. TR = total return for the index, which includes any dividends as well as any other cash distributions during the period. Treasury note yield is expressed in basis points.

Economic Updates

It was a mixed bag of economic news last week, with four key April data points released on Thursday.

The Fed's preferred inflation measure came in cooler than expected. The personal-consumption expenditure (PCE) index rose 0.4 percent in April, less than the 0.5 percent expected. Annual PCE rose 3.8 percent.⁷

The Gross Domestic Product report showed the economy grew more slowly in Q1 than initially estimated, with the estimate revised down to 1.6 percent annualized growth.⁷

In a good sign for manufacturing, durable goods orders rose 7.9 percent in April, double the expected pace and the biggest increase in almost a year. The main reason? Civilian aircraft orders soared 166 percent after China ordered 200 planes following a recent U.S.-China presidential summit.⁸

Homebuyers bought 6.2 percent fewer new homes in April over the prior month. But investors focused on the fact that homebuyers bought 8.9 percent and 7.4 percent more new homes in February and March, respectively, over the prior month.⁹

This Week: Key Economic Data

Monday: ISM Manufacturing, Construction Spending, Auto Sales. Minneapolis Fed President Neel Kashkari speaks in South Korea.

Tuesday: Job Openings, Cleveland Fed President Beth Hammack speaks.

Wednesday: ADP Employment Report (private sector hiring), Factory Orders, ISM Services, Fed Beige Book, Fed governor Michael Barr speaks.

Thursday: Weekly Jobless Claims, Productivity, Richmond Fed President Tom Barkin speaks.

Friday: Federal Employment Report, Consumer Credit.

Source: Investors Business Daily - Econoday economic calendar, May 29, 2026. The Econoday economic calendar lists upcoming U.S. economic data releases (including key economic indicators), Federal Reserve policy meetings, and speaking engagements of Federal Reserve officials. The content is developed from sources believed to provide accurate information. The forecasts or forward-looking statements are based on assumptions and may not materialize. The forecasts are also subject to revision.

This Week: Companies Reporting Earnings

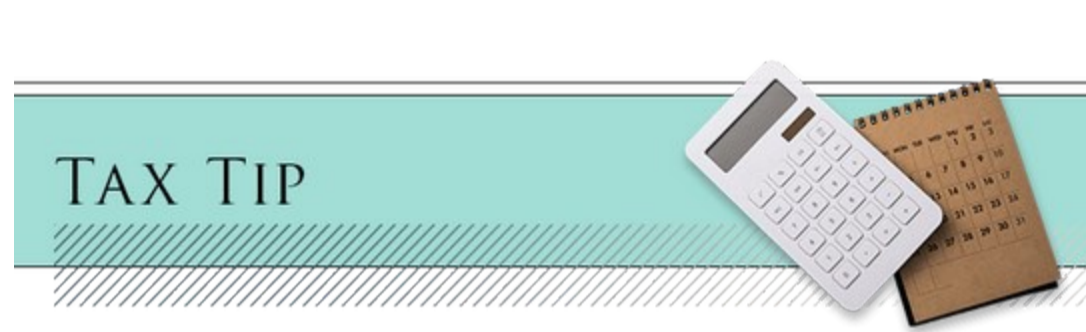
Monday: Hewlett Packard Enterprise Company (HPE)

Tuesday: Palo Alto Networks, Inc. (PANW)

Wednesday: Broadcom Inc. (AVGO), CrowdStrike (CRWD), Medtronic (MDT)

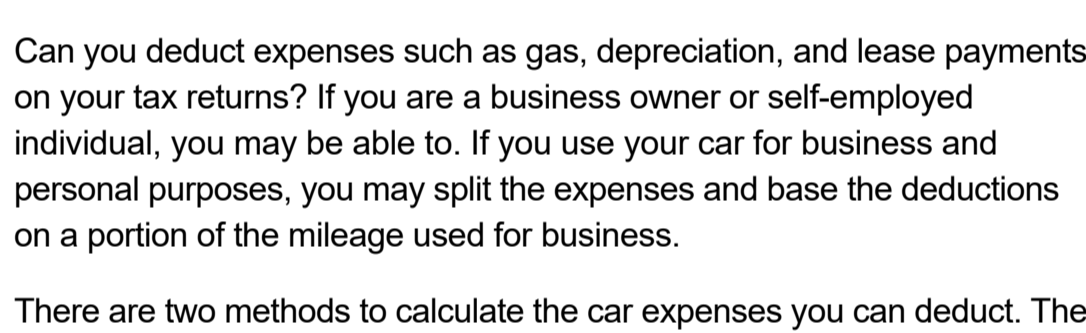
Thursday: Ciena Corporation (CIEN)

Source: Zacks, May 29, 2026. Companies mentioned are for informational purposes only. It should not be considered a solicitation for the purchase or sale of the securities. Investing involves risks, and investment decisions should be based on your goals, time horizon, and risk tolerance. The return and principal value of investments will fluctuate as market conditions change. When sold, investments may be worth more or less than their original cost. Companies may reschedule their earnings reports without notice.



"Time is the only critic without ambition."

— John Steinbeck



Who Can Deduct Car Expenses On Their Tax Returns?

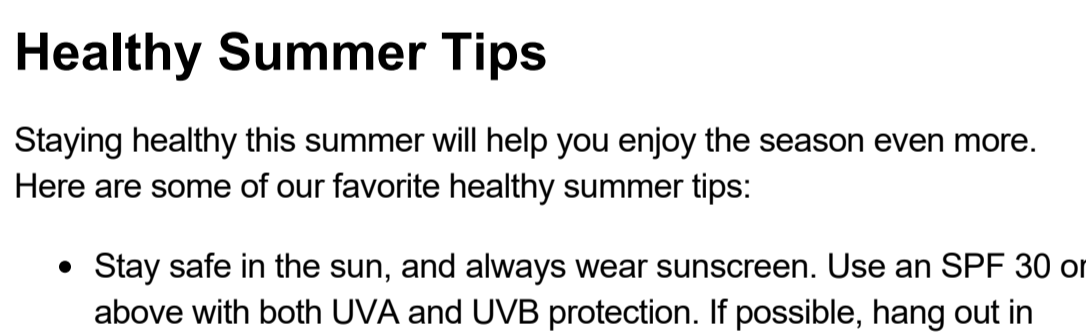
Can you deduct expenses such as gas, depreciation, and lease payments on your tax returns? If you are a business owner or self-employed individual, you may be able to. If you use your car for business and personal purposes, you may split the expenses and base the deductions on a portion of the mileage used for business.

There are two methods to calculate the car expenses you can deduct. The first method involves calculating and deducting expenses, including depreciation, lease payments, gas and oil, tires, repairs and tune-ups, insurance, and registration fees.

The second entails using the standard mileage rate, which is calculated to reflect gas and other factors. In 2021, the standard mileage rate is 56 cents per mile. Taxpayers who want to use the standard mileage rate for a car they own must use this method in the first year the vehicle is available for use in their business.

This information is not a substitute for individualized tax advice. Please consult with a qualified tax professional to discuss your specific tax issues.

Tip adapted from IRS.gov¹⁰



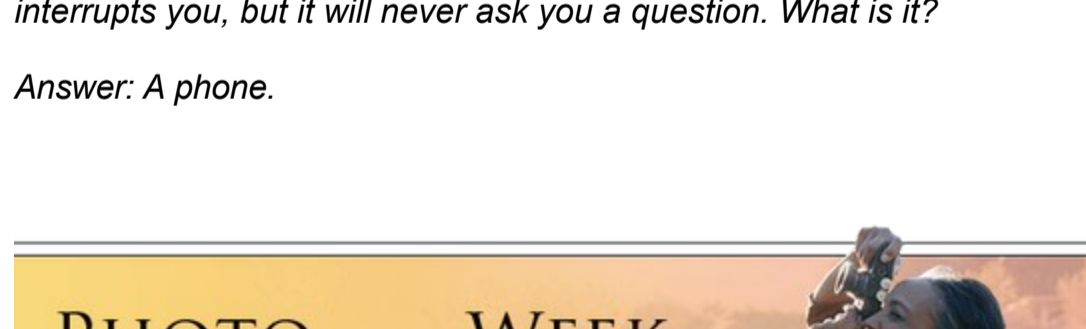
Healthy Summer Tips

Staying healthy this summer will help you enjoy the season even more. Here are some of our favorite healthy summer tips:

- Stay safe in the sun, and always wear sunscreen. Use an SPF 30 or above with both UVA and UVB protection. If possible, hang out in shaded areas.
- Challenge your family and friends to some healthy competition, such as Capture the Flag, a scavenger hunt, volleyball, flag football, or dodgeball.
- Eat smart by indulging in a few of your favorite foods but still making healthy choices. Swap red meat for chicken, choose fruits and veggies over chips, and eat sweets sparingly. Countless healthy barbecue and cookout recipes are delicious and will still satisfy that summer picnic spirit.

Summer can be an ideal time to stay active by swimming, playing games, and enjoying your favorite healthy bites.

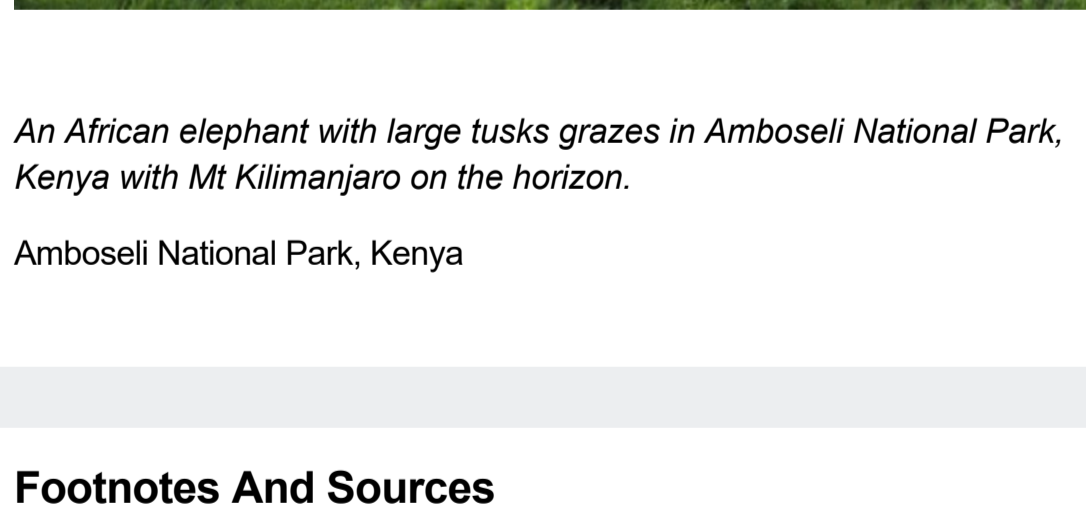
Tip adapted from Coalition to Strengthen America's Healthcare¹¹



It traveled from Kentucky to Texas in three days, and it did so while staying in a corner. What is it?

Last Week's Riddle: At times it begs to be answered, sometimes it interrupts you, but it will never ask you a question. What is it?

Answer: A phone.



An African elephant with large tusks grazes in Amboseli National Park, Kenya with Mt Kilimanjaro on the horizon.

Amboseli National Park, Kenya

Footnotes And Sources

1. WSJ.com, May 29, 2026
2. Investing.com, May 29, 2026
3. CNBC.com, May 29, 2026
4. CNBC.com, May 27, 2026
5. WSJ.com, May 29, 2026
6. CNBC.com, May 29, 2026
7. WSJ.com, May 28, 2026
8. KPMG.com, May 28, 2026
9. Realtor.com, May 28, 2026
10. IRS.gov, January 22, 2026
11. Coalition to Strengthen America's Healthcare, February 19, 2026



Rhonda T Heineman
rhonda@heinemanfinancial.com
 402-505-9333
 Heineman Financial Strategies
 Financial Advisor
<http://heinemanfinancial.com>

Investing involves risks, and investment decisions should be based on your own goals, time horizon, and tolerance for risk. The return and principal value of investments will fluctuate as market conditions change. When sold, investments may be worth more or less than their original cost.

The forecasts or forward-looking statements are based on assumptions, may not materialize, and are subject to revision without notice.

The market indexes discussed are unmanaged, and generally, considered representative of their respective markets. Index performance is not indicative of the past performance of a particular investment. Indexes do not incur management fees, costs, and expenses. Individuals cannot directly invest in unmanaged indexes. Past performance does not guarantee future results.

The Dow Jones Industrial Average is an unmanaged index that is generally considered representative of large-capitalization companies on the U.S. stock market. The Nasdaq Composite is an index of the common stocks and similar securities listed on the Nasdaq stock market and considered a broad indicator of the performance of stocks of technology and growth companies. The MSCI EAFE Index was created by Morgan Stanley Capital International (MSCI) and serves as a benchmark of the performance of major international equity markets, as represented by 21 major MSCI indexes from Europe, Australia, and Southeast Asia. The S&P 500 Composite Index is an unmanaged group of securities that are considered to be representative of the stock market in general.

U.S. Treasury Notes are guaranteed by the federal government as to the timely payment of principal and interest. However, if you sell a Treasury Note prior to maturity, it may be worth more or less than the original price paid. Fixed income investments are subject to various risks including changes in interest rates, credit quality, inflation risk, market valuations, prepayments, corporate events, tax ramifications and other factors.

International investments carry additional risks, which include differences in financial reporting standards, currency exchange rates, political risks unique to a specific country, foreign taxes and regulations, and the potential for illiquid markets. These factors may result in greater share price volatility.

Please consult your financial professional for additional information.

This content is developed from sources believed to be providing accurate information. The information in this material is not intended as tax or legal advice. Please consult legal or tax professionals for specific information regarding your individual situation. This material was developed and produced by FMG Suite to provide information on a topic that may be of interest. FMG is not affiliated with the named representative, financial professional, Registered Investment Advisor, Broker-Dealer, nor state- or SEC-registered investment advisory firm. The opinions expressed and material provided are for general information, and they should not be considered a solicitation for the purchase or sale of any security.

Copyright 2026 FMG Suite.

Rhonda Heineman, CFP®, CFS®
 Financial Advisor | Certified Financial Planner™ practice

Advisor/Fee Based Accounts - 401(k) Rollovers - IRA's - Investments - Insurance - Estate Planning - Financial Plans

Heineman Financial Strategies, 11204 Davenport St, Ste 204, Omaha NE 68154

Office: 402.505.9333, Fax: 402.505.9334

Please note that if I am unavailable, Danette Samson can be reached at (402) 505-9333 or danette@heinemanfinancial.com

Securities offered through Registered Representatives of Cambridge Investment Research, Inc., a broker-dealer member FINRA/SIPC. Advisory services through Cambridge Investment Research Advisory, Inc., a Registered Investment Advisor. Cambridge and Heineman Financial Strategies are not affiliated.

The information in this email is confidential and is intended solely for the addressee. If you are not the intended addressee and have received this email in error, please reply to the sender to inform them of this fact.

We cannot accept trade orders through email. Important letters, email, or fax messages should be confirmed by calling 402-505-9333. This email service may not be monitored every day, or after normal business hours. This message distributed via use of the FMG system.

This informational email is an advertisement and you may opt out of receiving future emails. To opt out, please click the "Unsubscribe" link below.

This message was sent by
 Heineman Financial Strategies
 402-505-9333
 11204 Davenport St
 Suite 204
 Omaha, NE 68154

[Unsubscribe](#)